

Luxury doesn't need
to be limited.

The ACO ShowerDrain Premium product
line offers linear and point drains.

By placing this fold-out along your
bathroom floor, you can visualize how
our products appear full scale. The point
drain to the left is our Mix grate pattern
in 6" x 6". To the right is our Mix grate in
a 27" (700 mm) linear channel.

ACO, Inc.


West Sales Office
825 W. Beechcraft St.
Casa Grande, AZ 85122
Tel: (520) 421-9988
Toll Free: (888) 490-9552
Fax: (520) 421-9899

info@acousa.com
www.acobd.com
Print #SD600

ACO. we care for water



ACO ShowerDrain



Premium



Premium

Art & Style

Shower grates are pieces of art that enhance the style of the floor and the overall bathroom design.

The Art of Function

Products are designed to provide a long and reliable service life. The stainless steel materials and smooth surfaces guarantee safe drainage and hygiene in bathrooms.

The Art of Versatility


Linear drains can replace traditional curb barriers by intercepting water at a wet/dry boundary, or be positioned at the wall with a simple slope directing water away from the dry area. Removing curbs improves accessibility for walking aids and wheelchairs while also removing trip hazards for all ages. Simple, single-direction flooring slopes also eliminate uneven floors caused by multi-directional slopes—required by point drains—making the use of seats and walking aids easier.

The Art of Quality

Manufactured from superior materials to high standards held by US craftsmen, ACO ShowerDrain products are designed to last. Quality is not limited to the design, materials and finish; ease of handling and installation are also given the same attention to detail.



Let ACO help you visualize your dream shower today at acoshowerdrainvisualizer.com



Showerchannel

- Stainless steel channels available in seven standard lengths, from 27.55" (700 mm) to 59.05" (1500 mm).
- Shower channel body to suit either CPE, fabric or hot-mopped painted shower membrane. Flange edge channel body with factory-fitted, waterproof, fabric membrane is also available.
- Centrally-located 2.0" (51 mm) stainless steel spigot outlet with optional debris strainer. End and offset outlets are also available.
- 16 gauge 0.06" (1.5 mm) stainless steel designer grates for all standard channel lengths. Nylon alignment studs included in the ends of the grates (except Tile-In, Solid and Linear), providing friction-fit locking. A lifting key is provided for easy removal.
- Discreet tile-in grate option provides a subtle drain to match your flooring.
- Pipe connection options include a drain flange or compression gasket.
- Adjustable plastic feet included to support the channel during installation.

Finishes


Classic



Brushed Stainless




Polished Chrome




Matte Black


Luxury



Oil-Rubbed Bronze



Satin Brass




Rose Gold



Black Nickel

Grate Designs




Flag



Wave



Quadrato



Hawaii



Piano



Mix



Linear



Solid



Tile-In



Showerpoint

- Drain bodies are manufactured from chrome-plated ABS plastic with a stainless steel edge frame to match your grate. The Tile-In drain body is manufactured from stainless steel.
- 0.19" thick, grade 304 stainless steel grates are available in a variety of designer styles.
- Stainless steel Tile-In tray has 0.45" (11.5 mm) recess accommodates your tile and mortar.
- A threaded coupling attachment is supplied for use with either a membrane clamp, 2" no-hub adjustable coupling, compression gasket or solvent weld connection.

Grate Designs



Wave



Hawaii



Quadrato



Mix



Tile-In

